

In History we will learn:

- where the Vikings came from and where they settled in the world.
- where the Vikings are located on a timeline
- about the Vikings longboats and how they were designed
- about the raid in Lindisfarne and how historians have seen Vikings in a good and bad light

In Science we will learn:

- that there are different types of skeletons
- how skeletons work differently for different animals.
- that our bodies are made up of bones, muscles, joints, tendons and organs.
- how the different parts of your body work together to make movement possible and how parts of your skeleton are for support and protection rather than just movement.

In Religious Education we will :

investigate the importance for believers of ceremonies in which special moment in the lifecycle are marked

In Computing we will learn:

- what a database is
- to complete a branching database
- to create our own branching database

In PE we will be developing our skills in tennis.

Year 3 The Vicious Vikings!



In Music we will continue to have a

specialist music teacher providing weekly lessons with a variety of instruments.

In Maths we will learn to:

- recall the 4 and 8 times table
- add and subtract hundreds
- spot patterns
- add and subtract 1s across 10
- add and subtract 10s across 100
- make connections

In addition

- We will continue to build fluency by recapping number facts and strategies daily.
- TT Rock Stars and Numbots will be used weekly

In English we will use the text 'How to Train your Dragon' written by Cressida Cowell to:

- write a diary
- write a persuasive letter

In addition:

- Spellings and handwriting will be practised regularly
- Accelerated Reader will continue for children to quiz on books they have read.
- Continue to learn sounds in phonics daily

In RPSHE we will learn to:

- understand that all families are different
- understand that differences and conflicts sometimes happen among family members
- know that some words can be hurtful
- tell when words affect someone's feelings and what a consequence might be

In COJO we will continue to build our character traits of:

- Resilience, empathy, self-awareness, passion, excellence, communication and teamwork.



In History we will learn:

- About what stayed the same and what has changed after the Vikings invaded.
- Why the Vikings used longboats
- How recent excavations have changed our views on the Vikings

In Science we will learn to:

- Compare and group materials together, according to whether they are solids, liquids or gases
- Observe that some materials change state when they are heated or cooled
- Identify the part played by evaporation and condensation in the water cycle.

In Religious Education we will learn to:

- Identify a range of ceremonies linked to special moments in life that are important to members of faith communities.
- Share ideas and experiences of ceremonies important to them and suggest what these might say about their personal beliefs and values

In Computing we will develop our skills using LOGO and continue to learn all about E-safety.

In PE we will be developing our skills in swimming

In Music we will continue to have a specialist music teacher providing weekly lessons with a variety of instruments.

Year 4 The Vicious Vikings!



In Maths we will learn to:

- Subtract a four digit number from another 4 digit number, with and without exchanging
- Estimate answers
- Solve word problems
- Measure and compare area

In addition

- We will continue to build fluency by recapping number facts and strategies daily.
- TT Rock Stars will be used

In English we will use the text 'How to Train your Dragon' written by Cressida Cowell to...

- Write a diary recount
- Write a persuasive letter

In addition:

- Spellings will be practised through purple mash regularly.
- Handwriting will be taught daily.
- Accelerated Reader will continue for children to quiz on books they have read















In RPSHE we are learning to:

- Understand that, sometimes, we make assumptions based on what people look like.
- Identify what is special about me and value the ways in which I am unique
- Understand influences and bullying

In COJO we will continue to build our character traits of:

- Resilience, empathy, self-awareness, passion, excellence, communication and teamwork.



	Week 1	Week 2	Week 3	Week 4	Week 5	Week 6	Week 7
	Could you complete these homework challenges?						
<p>2 Points (Optional)</p> <p><i>Can be completed in any order!</i></p>	<p>Activity 1</p> <p>What can you find out about Norway? When did the Vikings live here? Make a Viking fact file!</p> 	<p>Activity 2</p> <p>What are the worst natural disasters of all time? Where did they happen? Make a top 10 list!</p> 	<p>Activity 3</p> <p>Using the Viking runes you've learnt in class, create some ancient Viking scrolls for your classmates to decode!</p> 	<p>Activity 4</p> <p>Beware of the Arctic foxes upon your arrival in Vinland. Can you make a paper plate Arctic Fox?</p> 	<p>Activity 5</p> <p>Bake some rye or seeded bread to keep you nourished during your forest trek!</p> 	<p>Activity 6</p> <p>Many places were named during Anglo-Saxon times. Can you find out the names of villages, towns and cities which were named during this period?</p> 	<p>Activity 7</p> <p>Produce a map to go alongside your Viking village and explain where everything is located!</p> 
Date Completed							
Home Comments							
<p>3 Points (Optional)</p> <p><i>Can be completed in any order!</i></p>	<p>Activity 1</p> <p>Design and make a Viking helmet – this will help protect you on your voyages at sea!</p> 	<p>Activity 2</p> <p>Create a live news report about the deadly cyclone that has hit your ship!</p> 	<p>Activity 3</p> <p>Can you make your own little Viking? You could sew him together if you REALLY want a challenge!</p> 	<p>Activity 4</p> <p>The Icebergs that the Vikings encountered would be very different from the Icebergs of today – research why and how global warming is altering our landscape!</p> 	<p>Activity 5</p> <p>Produce a collage of the forest in which you have arrived – use as many different materials as possible – you could even use real leaves and twigs!</p> 	<p>Activity 6</p> <p>Build your own model Viking village! What will it contain? How will you build the structures?</p> 	<p>Activity 7</p> <p>Use Minecraft to build your village digitally – ensure that your settlement is close to water and you have somewhere to keep the long ships!</p> 
Date Completed							
Home Comments							