



Doxey Primary School
Learning values, Achieving goals
Respect, Self-belief, Pride, Perseverance, and Curiosity


Year 6 SATs Parents' meeting

SATs Week:

Monday 11th May 2020 to Thursday 14th May 2020.

Our approach to SATs

- Part of picture of assessment
- Keep balance of subjects as much as possible in Year 6
- Prepare pupils well
- Emphasis on children achieving their best



Assessment and Reporting

- Four years ago 'Old' national curriculum levels (e.g. Level 3, 4, 5) were abolished, as set out in the government guidelines.
- From 2016, test scores began to be reported as 'scaled scores'.
- Your child will still be taught with the highest expectations and cover all required elements of the curriculum, similar to previous years.

Scaled Scores

- From 2016, test scores began to be reported as 'scaled scores'.
- Each pupil's raw test score will be converted into a score on the scale, either at, above or below 100.
- In July 2020, each pupil will receive:
 - A raw score (number of raw marks awarded).
 - A scaled score in each tested subject.
 - Confirmation of whether or not they attained the national standard.
- a child awarded a scaled score of 100 or above is judged to have met the 'national standard' in the area judged by the test

Higher Attaining Pupils

- Previous Key Stage 2 tests were aimed at children achieving Levels 3-5 (with a national expectation to reach at least Level 4)
- In the past, additional Level 6 tests were produced for children who demonstrated higher than expected attainment, above Level 5.
- There are no longer any separate tests for the most able children.
- Instead, each test will have scope for higher attaining pupils to show their strengths
- a child awarded a scaled score of 110 or above is judged to have exceeded the national standard and demonstrated a higher than expected knowledge of the curriculum for their age

The Tests- SATs week

Monday May 11th 2020: SPaG Test- Grammar/Punctuation- 45 minutes

Monday May 11th 2020: SPaG Test- Spelling- 20 minutes

Tuesday May 12th 2020: Reading Test- 60 minutes

Wednesday May 13th 2020: Maths Paper 1 (Arithmetic)- 30 minutes

Wednesday May 13th 2020: Maths Paper 2 (Reasoning)- 40 minutes

Thursday May 14th 2020: Maths Paper 3 (Reasoning)- 40 minutes

Reading

- The Reading Test consists of a single test paper with three unrelated reading texts.
- Children are given 60 minutes in total, which includes reading the texts and answering the questions.
- A total of 50 marks are available.
- Questions are designed to assess the comprehension and understanding of a child's reading.
- Some questions are multiple choice or selected response, others require short answers and some require an extended response or explanation.

Reading

3

Look at page 4.

According to the text, what could you do on your space holiday?

Give two examples:

1. _____

2. _____

2 marks

9

Look at Anousheh's blog entry for September 27th.

Explain how Anousheh felt about being in space that day.

2 marks

Reading

13

Find out when a meteor shower is due and arrange to go star spotting with an adult...

In this sentence, the word *arrange* is closest in meaning to...

Tick **one**.

set out.

meet.

pack up.

plan.

Spelling, Punctuation and Grammar

- A Spelling test is administered containing 20 words, lasting approximately 15 minutes.
- A separate test is given on Punctuation, Vocabulary and Grammar
- This test lasts for 45 minutes and requires short answer questions, including some multiple choice.
- Marks for these two tests are added together to give a total for Spelling, Punctuation and Grammar.

Sample Questions

Grammar, Punctuation and Spelling Paper 1

40

Tick one box in each row to show if the underlined conjunction is a **subordinating conjunction** or a **co-ordinating conjunction**.

Sentence	Subordinating conjunction	Co-ordinating conjunction
I like ice-skating <u>and</u> roller-skating.		
Jamie likes roller-skating, <u>but</u> he has never tried ice-skating.		
Jamie will go ice-skating <u>if</u> I go with him.		

1 mark

Mathematics

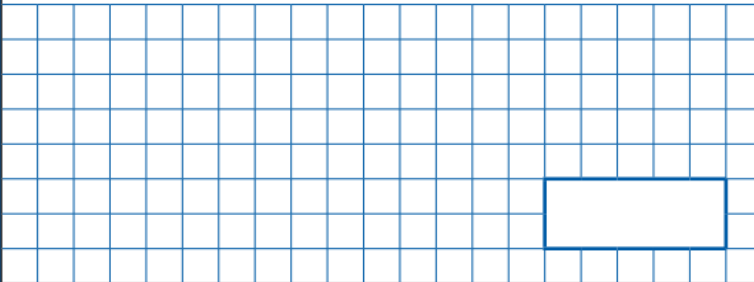
- Children will sit three tests: Paper 1, Paper 2 and Paper 3.
- Paper 1 is for 'Arithmetic' lasting for 30 minutes, covering calculation methods for all operations, including use of fractions, percentages and decimals.
- Questions gradually increase in difficulty. Not all children will be expected to access some of the more difficult questions later in the paper.
- Papers 2 and 3 cover 'Problem Solving and Reasoning', each lasting for 40 minutes.
- Pupils will still require calculation skills but will need to answer questions in context and decide what is required to find a solution.

Sample Questions

Maths Paper 1: Arithmetic

24

$$15.4 - 8.88 =$$

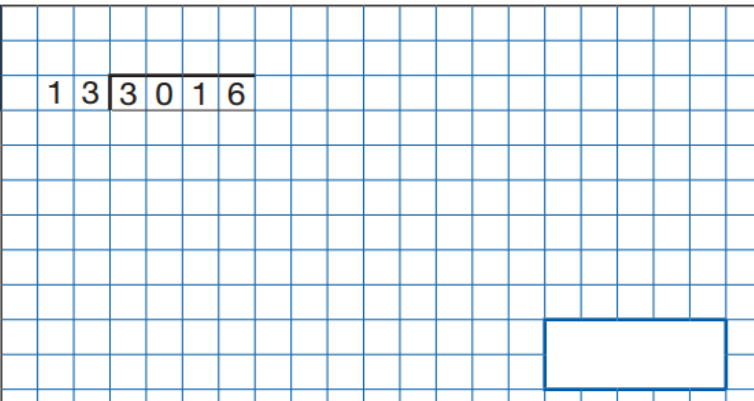


1 mark

25

1 3 3 0 1 6

Show
your
method



2 marks

Sample Questions

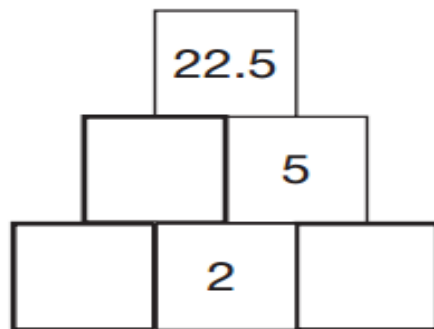
Maths Paper 2 / Paper 3 : Reasoning

14

Here is a number pyramid.

The number in a box is the **product** of the two numbers below it.

Write the missing numbers.



2 marks

How We Are Preparing Your Child For SATs

- Trying to build their confidence and lots of encouragement
- Homework based on what is expected to be in the SATs
- SATs style questions in class and practising example papers.
- Lessons based on filling the gaps in their skills, knowledge and understanding.
- One to one and small group work.
- Putting across to them that SATs is a chance to show off how great we are!

How You Can Help Your Child

- First and foremost, support and reassure your child that there is nothing to worry about and they should always just try their best. Praise and encourage!
- Ensure your child has the best possible attendance at school and is on time.
- Support your child with the homework tasks.
- Reading, spelling and arithmetic (e.g. times tables) are always good to practise.
- Talk to your child about what they have learnt at school and what book(s) they are reading (the character, the plot, their opinion).
- Make sure your child has a good sleep and healthy breakfast every morning!

Possible Resources That You Can Use.

<https://www.bbc.co.uk/bitesize/primary>

a very useful website which presents revision in a fun and interactive way.



N.B. The children tend to revise things that they like/are best at! They may need some persuasion to concentrate on the things they actually struggle with!



Any questions?

- We will try to put this presentation and an information video on our Website.
- Thank you very much for coming today and for your continued support.